

Conveen® Optima Simpla® Profile



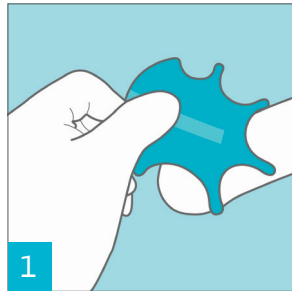
Fitting guide

Conveen® Optima & Simpla® Profile

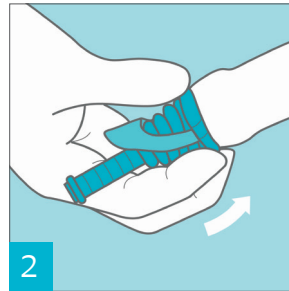
Maximise **security** with the **perfect** fit - follow these simple steps

“Conveen Optima
has given me
total freedom”

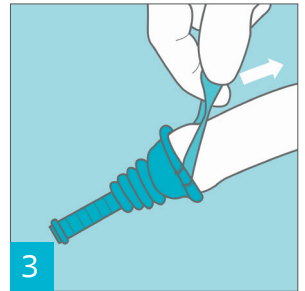
Conveen Optima user, UK



1 Measure the diameter of the penis (if in doubt, choose the smaller diameter)



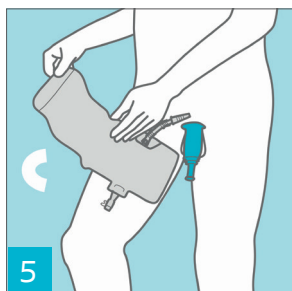
2 Fit the urisheath leaving a small gap between the tip of the penis and the outlet



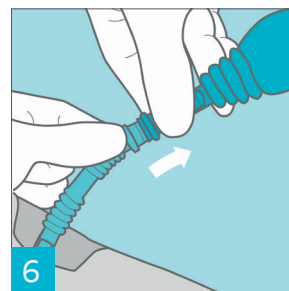
3 Holding the tip in place, pull the loop to unroll the urisheath over the penis



4 Gently squeeze the unrolled urisheath around the penis to ensure a secure fit



5 Place the bag on the inner thigh or calf with the inlet facing inward. Use the straps to fasten



6 Connect to the urisheath by pushing the inlet connector into the outlet on the urisheath



Conveen Optima Simpla Profile

Please note that a urisheath should never be re-used or worn longer than 24 hours. The urine bag should be emptied regularly when it is approximately 2/3 full.

NEED TO KNOW MORE? To register a patient or for more information on our products, please call our Customer Care team on **0800 374 654** (R.O.I. call 1800 404 502)

Ostomy Care / Continence Care / Wound & Skin Care / Urology Care

Coloplast develops products and services that make life easier for people with very personal and private medical conditions. Working closely with the people who use our products, we create solutions that are sensitive to their special needs. We call this intimate healthcare. Our business includes ostomy care, continence care, wound and skin care and urology care. We operate globally and employ more than 10,000 employees.

The Coloplast logo is a registered trademark of Coloplast A/S. © 2016-11

All rights reserved Coloplast A/S, 3050 Humlebaek, Denmark.

